

How to Show Campaign Only on Mobile Devices

You can disable a campaign for mobile devices by following these steps:

1. Click on the *Campaigns* category on the left side of your screen.
2. Click *Targeting* of the campaign you wish to edit.
3. Click the green arrow next to the *Advanced options* to modify targeting options.
4. In the Device type option select *PC Desktop*. Now your campaign appears only to visitors who use a PC.

BASIC SETTINGS


Apply campaign for whole site: ?


Apply only for homepage ☐


Or apply for some pages: ?


Add url


ADVANCED OPTIONS


 Returning or new visitors

 Where visitor came from?


 Show offer only if visitor visited 'X' pages

 Trigger options

 Impression frequency

 Device type

Mobile



5. Click Save.