



How to Set the Exact Second When Overlay Shows Up

To set the exact second when overlay shows up, click the green arrow next to the *When overlay appears* to modify targeting options.

To activate the campaign select *Time* as a *Trigger* option and choose when the overlay appears.

WHEN OVERLAY APPEARS


 Trigger options

 On Exit-intent

Status

Exit Intent Sensitivity

Sets the sensitivity of exit intent detection on the horizontal X axis. Higher numbers make exit detection more sensitive.

 After 'X' second(s)

Status

Popup will appear after second(s)

Exclude homepage from timed popup