

## How to Analyze Specific Campaign Stats & Export Them as CSV

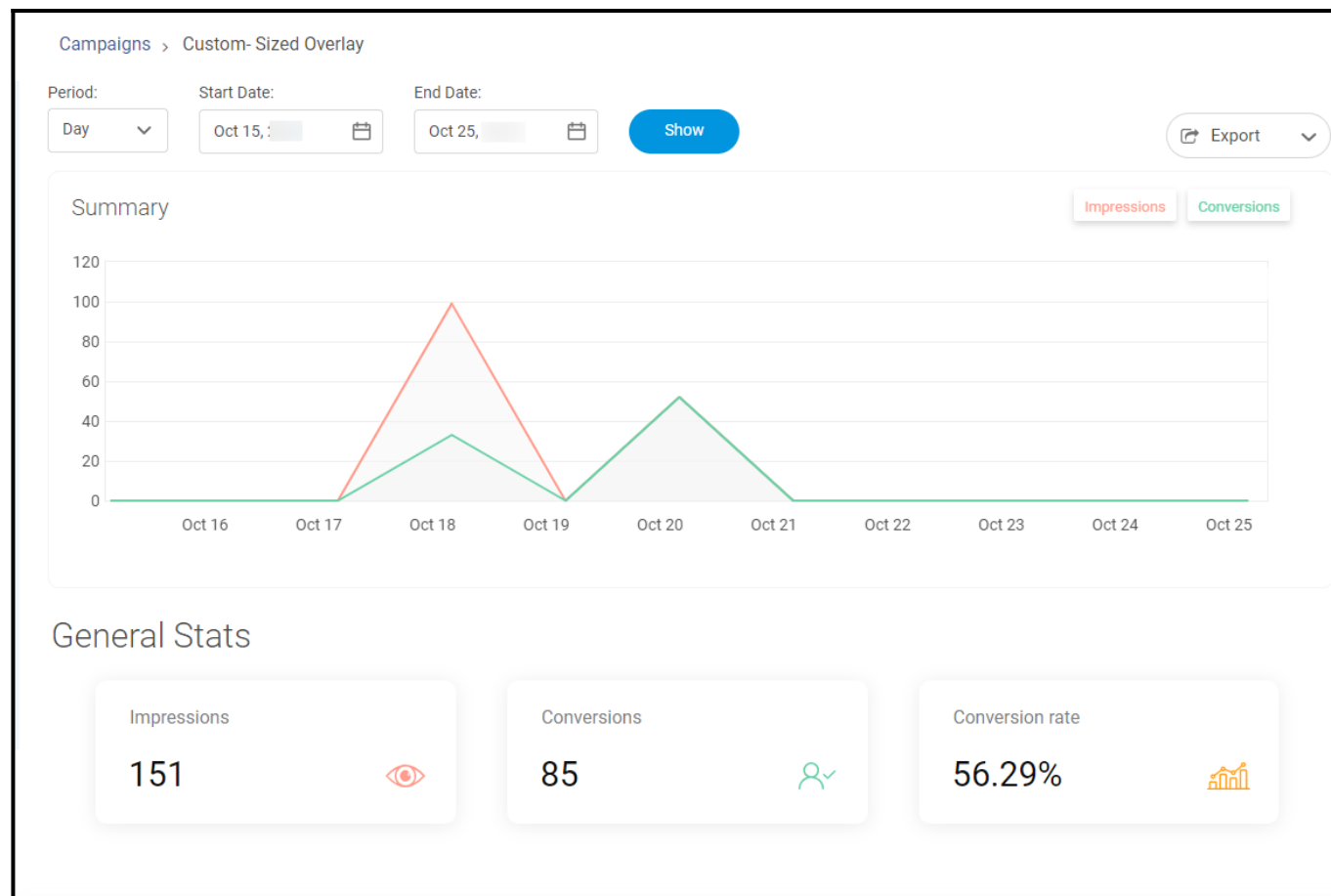
**Picreel** allows you to analyze key stats related to your pop-up campaigns with just a click. This way, you can enable/disable them based on their performance.

Moreover, you can export statistics as a CSV file to create reports and share them with other stakeholders.

**By analyzing the statistics of multiple campaigns, you can:**

1. **Single out** the least performing campaign and disable It on your site
2. **Boost** the top-performing campaign on other pages of your site

**Here's what the statistics page of a Picreel pop-up campaign would look like:**



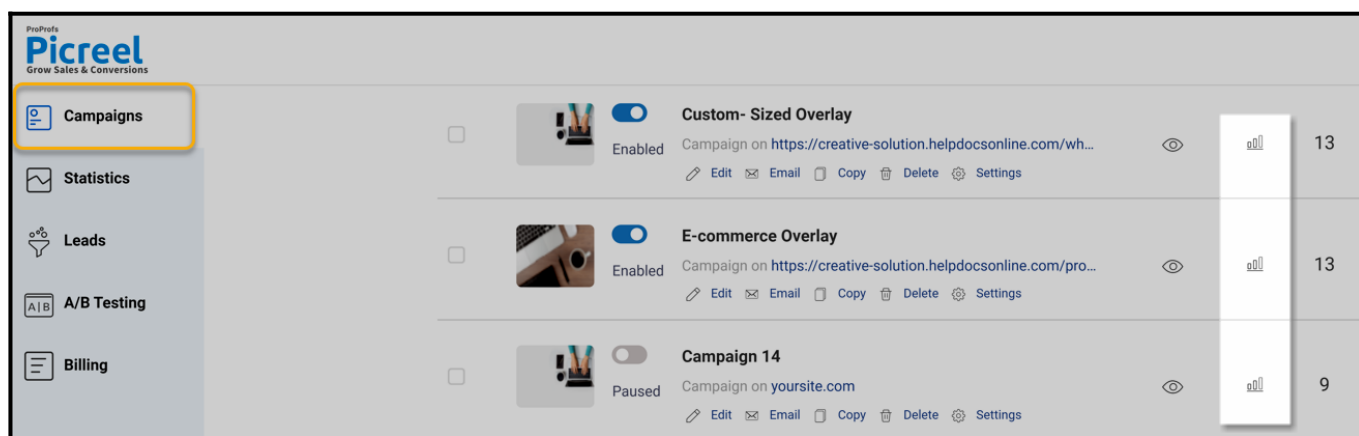
**In this article, you'll learn:**

1. How to analyze stats of multiple campaigns
2. How to export Picreel's campaign statistics to a CSV file

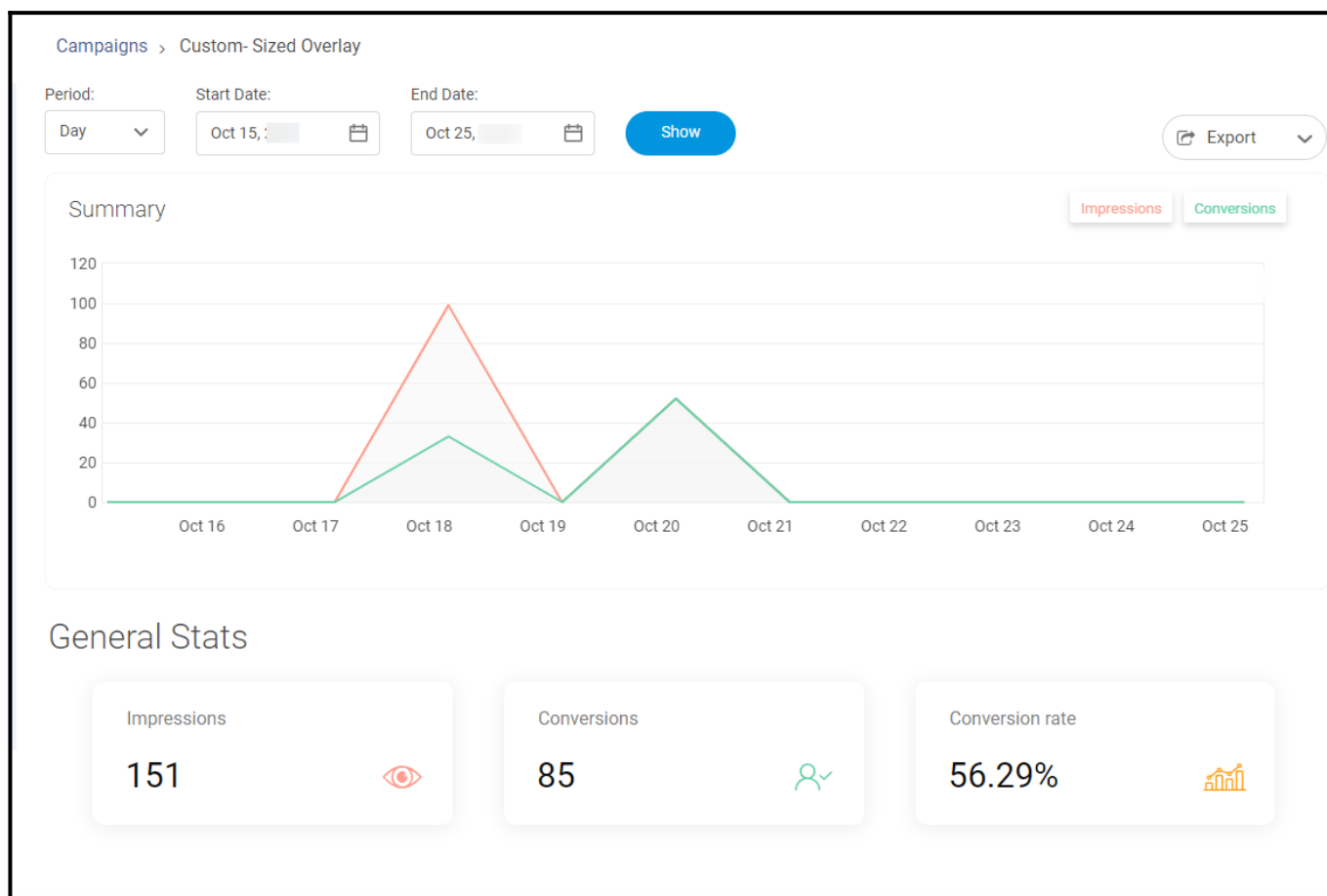
## How to Analyze Stats of Multiple Campaigns

**Step 1:** In your Picreel account,

- Navigate to the '**Campaigns**' section from the dashboard.
- Click on the '**Reports**' icon of any campaign.



**You will see the following statistics for your campaign:**



You can filter data by day, week, or month.

In the General Stats area, you can see:

- **Impressions** - how many times your exit pop-up is displayed
- **Conversions** - how many visitors clicked on the exit pop-up/left email
- **Conversion rate** - the percentage of website visitors who clicked/entered email on your exit pop-up.

Note that the conversion rate depends on the number of your website visitors, exciting offers for

your customers, and an eye-catching template.

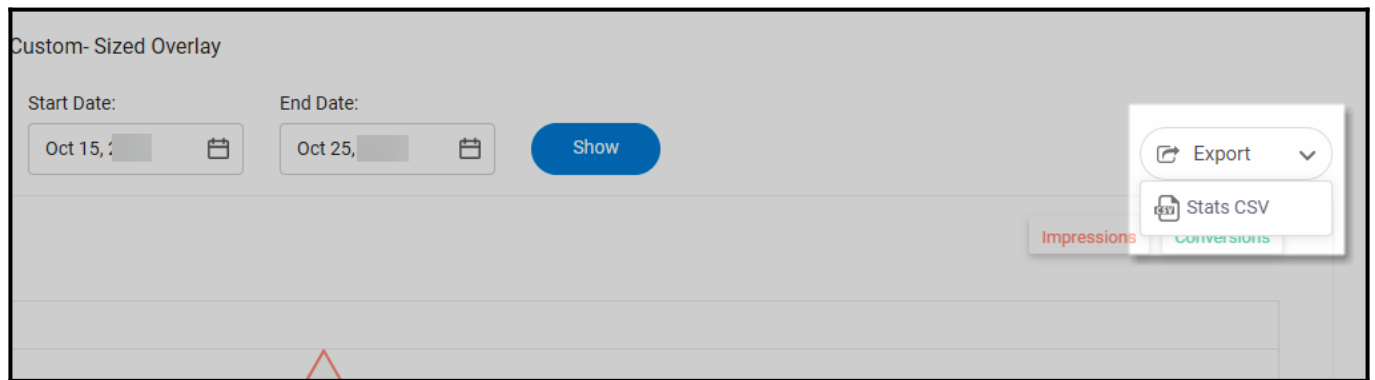
Experiment with your templates, and do [A/B testing](#) to get maximum results.

# How to Export Picreel's Campaign Statistics to a CSV File

The results from your campaigns can be easily downloaded and exported to a CSV file.

**Step 1:** To export the data to a CSV file,

- Click **Campaigns** on the left panel of your screen.
- Click the **Reports** icon of any campaign you're interested in exporting data from.
- On the right side of the page, click **Export** > **Stats CSV**. The file will be downloaded automatically.



*That is all about analyzing multiple campaigns' campaign statistics and exporting report data of a particular campaign to a CSV file.*

## Related Articles:

- [How to Manage Existing Campaigns](#)
- [How to Personalize Your Pop-ups Using Picreel's 'Two-Way Connection'](#)
- [How to A/B Test Picreel's Pop-up Campaigns](#)